
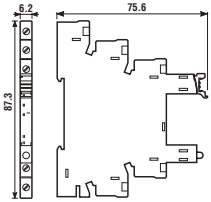


34



93.01

Approvals
(according to type):



093.64

Relay type	34.51, 34.81	
Screw terminal socket: 35 mm (EN 50022) mounting		
Supply voltage	Relay type	Socket type
12 V AC/DC	34.51.7.012.xx10	93.01.0.024
24 V AC/DC	34.51.7.024.xx10	93.01.0.024
48 V AC/DC	34.51.7.048.xx10	93.01.0.060
60 V AC/DC	34.51.7.060.xx10	93.01.0.060
(110...125)V AC/DC	34.51.7.060.xx10 or 34.81.7.060.xxxx	93.01.0.125
(220...240)V AC/DC	34.51.7.060.xx10 or 34.81.7.060.xxxx	93.01.0.240
(110...125)V AC/DC*	34.51.7.060.xx10 or 34.81.7.060.xxxx	93.01.3.125*
(220...240)V AC*	34.51.7.060.xx10 or 34.81.7.060.xxxx	93.01.3.240*
6 V DC	34.51.7.005.xx10	93.01.7.024
12 V DC	34.51.7.012.xx10	93.01.7.024
24 V DC	34.51.7.024.xx10 or 34.81.7.024.xxxx	93.01.7.024
48 V DC	34.51.7.048.xx10	93.01.7.060
60 V DC	34.51.7.060.xx10 or 34.81.7.060.xxxx	93.01.7.060
Sheet of marker tags (64 tags), 6x10 mm		093.64

* Leakage current suppression.


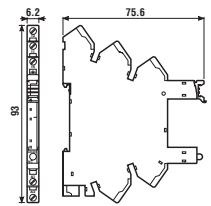
- Rated values: 6A - 250 V
- Insulation: ≥ 6 kV (1.2/50 μ s) *between coil and contacts*
- Protection category: IP 20
- Ambient temperature: (-40...+70) $^{\circ}$ C ($U_N \leq 60$ V), (-40...+55) $^{\circ}$ C ($U_N \geq 60$ V)
- \ominus Screw torque: 0.5 Nm
- Wire strip length: 10 mm
- Max wire size:

	solid wire	stranded wire
mm ²	1x2.5 / 2x1.5	1x2.5 / 2x1.5
AWG	1x14 / 2x16	1x14 / 2x16



93.51

Approvals
(according to type):



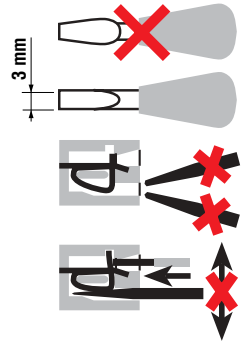
093.64

Relay type	34.51, 34.81	
Screwless terminal socket: 35 mm (EN 50022) mounting		
Supply voltage	Relay type	Socket type
12 V AC/DC	34.51.7.012.xx10	93.51.0.024
24 V AC/DC	34.51.7.024.xx10	93.51.0.024
(110...125)V AC/DC	34.51.7.060.xx10 or 34.81.7.060.xxxx	93.51.0.125
(220...240)V AC/DC	34.51.7.060.xx10 or 34.81.7.060.xxxx	93.51.0.240
(110...125)V AC/DC*	34.51.7.060.xx10 or 34.81.7.060.xxxx	93.51.3.125*
(220...240)V AC*	34.51.7.060.xx10 or 34.81.7.060.xxxx	93.51.3.240*
12 V DC	34.51.7.012.xx10	93.51.7.024
24 V DC	34.51.7.024.xx10 or 34.81.7.024.xxxx	93.51.7.024
60 V DC	34.51.7.060.xx10 or 34.81.7.060.xxxx	93.51.7.060
Sheet of marker tags (64 tags), 6x10 mm		093.64

* Leakage current suppression.

- Rated values: 6A - 250 V
- Insulation: ≥ 6 kV (1.2/50 μ s) *between coil and contacts*
- Protection category: IP 20
- Ambient temperature: (-40...+70) $^{\circ}$ C ($U_N \leq 60$ V), (-40...+55) $^{\circ}$ C ($U_N \geq 60$ V)
- Wire strip length: 10 mm
- Max wire size:

	solid wire	stranded wire
mm ²	1x2.5	1x2.5
AWG	1x14	1x14



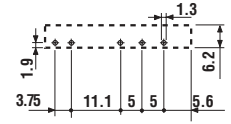
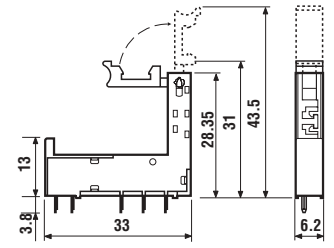


93.11

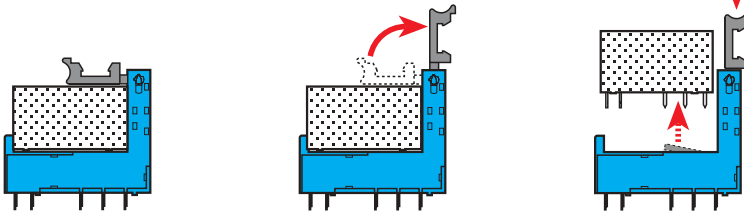

 Approvals
(according to type):


Relay type	34.51/34.81
Colour	BLUE
P.C.B. sockets with retaining and release clip	93.11

- Rated values: 6 A - 250 V
- Insulation: ≥ 6 kV (1.2/50 μ s) *between coil and contacts*
- Protection category: IP 20
- Ambient temperature: (-40...+70)°C



Copper side view

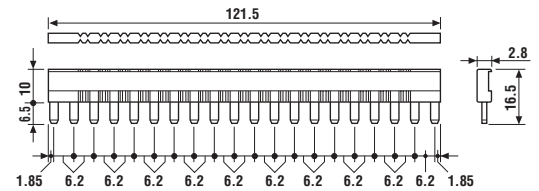
Retaining and release clip use:

FOR 93.01 AND 93.51 SOCKETS:


093.20

 Approvals
(according to type):


20-way jumper link	093.20
---------------------------	---------------

- Rated values: 36 A - 250 V



093.01

Plastic separator	093.01
--------------------------	---------------

- Thickness 2mm, required at the start and the end of a group of interfaces.
Can be used for visual separation group, must be used for:
- protective separation of different voltages of neighbouring PLC interfaces according to VDE 0106-101
 - protection of cut jumper links